



Armchair with aluminum central swivel base with 5 casters, heightadjustment and polished aluminum finish, white or black. Thermo-polymerseat and backrest available in several colors. Optional fullyupholstered shell or parallel upholstery stitching. Optional upholsteredseat pad. Also available: Upholstered arms options.

 0,33  15,4  1

	Back height	Seat height	Arm height	Width	Depth
Measures mm.	715	400	615	665	615

Frame Central aluminum base with 5 casters, swivel and height-adjustable and finished in polished aluminum, white or black. The piston raises to 100 mm.

Seat Fiber glass reinforced polypropylene seat and back shell. Optional upholstered shell with polypropylene interior covered with flame retardant polyurethane foam with density between 25 kg/m³ and 40 kg/m³.

Back Fiber glass reinforced polypropylene seat and back shell. Optional upholstered shell with polypropylene interior covered with flame retardant polyurethane foam with density between 25 kg/m³ and 40 kg/m³.

Arms Structure of 18 mm diameter steel tube and aluminum armrests.

Other materials Zinc-nickel electrolyte screws. Galvanized staples. Polyvinyl acetate glue.

Leather

Leather

L1 High grade cow leather

L3 Polished full grain leather

Fabrics

Fabrics / Telas

1 Jacquard One
 Jacquard Three
 Sand
 Era
 Gravity
 Rivet
 Urban

2 Jacquard Two

3 Jacquard Four
 Medley
 Revive 1
 Maglia
 Main Line Flax
 Loom Two

4 Jacquard 4 Special
 Hemp
 Nexus
 Oxygen
 Floyd
 Remix 2
 Heritage
 Savane
 Loom Three
 Loom Four

5 Silk
 Synergy
 Step
 Step Melange
 Messenger 5
 Blazer
 Melange Nap
 Glow

6 Capture
 Fiord
 Tonus 4
 Divina 3
 Lopi

7 Canvas 2
 Rime

8 Capture
 Fiord
 Tonus 4
 Divina 3
 Lopi

9 Divina MD
 Divina Melange 3
 Hallingdal 65
 Steelcut Trio 3

Faux Leather / Ecopiel

1 Valencia
2 Silvertex
4 Dolce
6 Ledger

Aluminum finish



Polished
 Aluminum

Aluminum finish



EPXB
 White




EPXN
 Black


Thermo-polymer finish



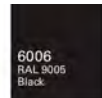
6000
 RAL 9003
 White




6002
 NCS 2005-Y20R
 Sand




6012
 NCS 4005-Y20R
 Basalt grey



6006
 RAL 9005
 Black




6013
 NCS S 6502-B
 Dark grey




6015
 NCS 4020-Y20R
 Camel brown



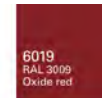
6016
 Pantone 5445U
 Water blue



6017
 Pantone 5655U
 Marine green



6018
 Pantone 7526U
 Terracotta brown



6019
 RAL 3009
 Oxide red

Resistance and Quality

Indoor Air Quality-Advantage Gold
 ISO 9001
 UNE-EN 16139

Fireproof

BS 5852 Part 2 Crib 5
 California Technical Bulletin 117
 UNE-EN 1021-1 & 2
 UNI 9175 (class 1 IM)

Sustainability

ISO 14001
 ISO 14001
 level® 1 certified to ANSI/BIFMA e3 Standard