

# ETCH WEB



A series of statement pendants made from acid-etched sheets of metal to create the intricate pattern. A halogen bulb is suspended within the centre of Etch Web to make it the ultimate shadow play pendant.

---

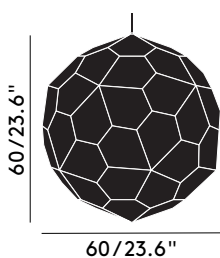
<b>Year of Design</b>	2011
<b>Material</b>	Brass; Stainless Steel
<b>Bulb Spec</b>	E27 42W (max) Halogen. Bulb not included.
<b>Cable Spec</b>	250cm/98.4in black fabric cable for brass. Black and white striped fabric cable for steel.

## ETCH WEB BRASS PENDANT EU

**Code**  
ETW01BEU

## ETCH WEB STEEL PENDANT EU

**Code**  
ETW01SEU



**Process**

Formed through a process of digital photo-acid etching.

**Cleaning Instructions**

Clean with a soft dry cloth only. Do not use polishing agents, water or abrasive materials when cleaning. Always switch off the electricity supply before cleaning.

**Country of origin**

China

**Packaging**

Height	0.74 m
Width	0.73 m
Length	0.74 m
Weight	8.25 kg

**Product weight**

2.5 kg

**Dimmability**

Yes

**Ceiling Rose Included**

Yes/Blackened Chrome, Brass

**Requires assembly**

Yes

**Recommended Megaman LED bulb**

E27 8-11W LED

Available at [tomdixontrade.net](http://tomdixontrade.net)

# ETCH 32CM



Inspired by the logic of pure mathematics, the Etch range is a series of geodesic structures made of razor thin digitally etched metal sheets. The pendants and chandelier feature a detailed pattern which casts a mass of intricate shadows when lit.

<b>Year of Design</b>	2009
<b>Material</b>	Black – Aluminium; Brass; Copper – Anodised Aluminium; Stainless Steel
<b>Bulb Spec</b>	E27 42W (max) Halogen. Bulb not included.
<b>Cable Spec</b>	250cm/98.4In black and white striped fabric cable for black and steel. Black fabric cable for brass and copper.

## ETCH BLACK PENDANT EU

**Code**  
ETS03BLKEU

## ETCH BRASS PENDANT EU

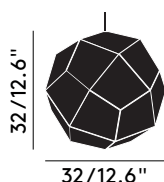
**Code**  
ETS03BEU

## ETCH COPPER PENDANT EU

**Code**  
ETS03CEU

## ETCH STEEL PENDANT EU

**Code**  
ETS03SEU



**Process**

Made from sheet metal. The pattern is photo etched, acid dissolves the exposed parts leaving behind the unexposed metal creating the pattern. The metal is then lacquered.

**Cleaning Instructions**

Clean with a soft dry cloth only. Do not use polishing agents, water or abrasive materials when cleaning. Always switch off the electricity supply before cleaning.

**Country of origin**

China

**Packaging**

Height	0.36 m
Width	0.41 m
Length	0.36 m
Weight	2 kg

**Product weight**

1.3 kg

**Dimmability**

Yes

**Ceiling Rose Included**

Yes/Brass, Copper, Black, Chrome

**Requires assembly**

Yes

**Recommended Megaman LED bulb**

E27 8-11W LED

Available at [tomdixontrade.net](http://tomdixontrade.net)

# ETCH 50CM



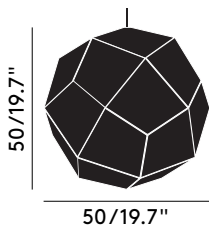
Inspired by the logic of pure mathematics, the Etch range is a series of geodesic structures made of razor thin digitally etched metal sheets. The pendants and chandelier feature a detailed pattern which casts a mass of intricate shadows when lit.

## ETCH BRASS PENDANT 50CM EU

Code  
ETS02B50EU

Year of Design 2014  
Material Brass

Bulb Spec E27 42W (max) Halogen. Bulb not included.  
Cable Spec 250cm/98.4in black fabric cable.



**Process**

Formed through a process of digital photo-acid etching.

**Cleaning Instructions**

Clean with a soft dry cloth only. Do not use polishing agents, water or abrasive materials when cleaning. Always switch off the electricity supply before cleaning.

**Country of origin**

China

**Packaging**

Height	0.63 m
Width	0.63 m
Length	0.56 m
Weight	6 kg

**Product weight**

2 kg

**Dimmability**

Yes

**Ceiling Rose Included**

Yes/Brass

**Requires assembly**

Yes

**Recommended Megaman LED bulb**

E27 8-11W LED

Available at [tomdixontrade.net](http://tomdixontrade.net)