

BIG SHADOW

Marcel Wanders

cappellini



Floor lighting device with diffused light, available in different dimensions and heights.

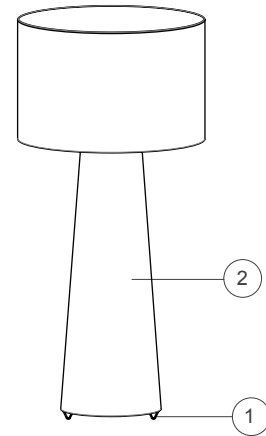
Materials used_

Structure:

1. Chrome painted metal rod


Diffuser:

2. White poliamyde and viscose fabric



Dimensions_

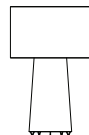
BBE1AL



Ø30
Ø11 3/4"
56
Ø22"

120
47 3/4"

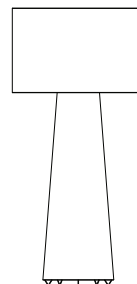
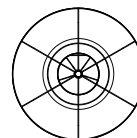
BBE2AL



Ø30
Ø11 3/4"
56
Ø22"

91
35 3/4"


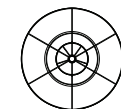
BBE2AL



Ø50,5
Ø20"
Ø94,5
Ø37 1/4"

198,5
78 1/4"

BBE2AL



Ø41
Ø16 1/4"
Ø75
Ø29 1/2"

160,5
63 1/4"

