

LOTTUS CHAIR

enea

BY Lievore Altherr Molina



Structures

- Ø16×2 mm round cold rolled steel tube
- Semi-automatic steel robot welding with gas-controlled steel wire input
- UNE-EN 16139-2015

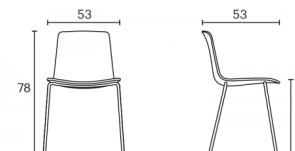
Certificates

UNE-EN 15373:2007
Strict public assessment 3.
UNE-EN 16319:2013. 11012/11013:
1989.

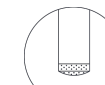
Finishes

- Structure lacquered or chromed (with arms in lacquered steel, polypropylene and polished or lacquered aluminium).
- Shell in polypropylene, 2D wood, 3D wood or upholstery.
- Seat in polypropylene or upholstery.

Measures



Accessories



Felt foot pads



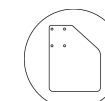
Linking device



Transport and storage trolley



Transport trolley



Writing table

Lottus chair has a 4-legged steel structure which comes in chrome or lacquer option in any of our colours and it has a broad range of finishes available: wooden shell, polypropylene shell with or without polypropylene or upholstered seat pad, or fully upholstered one. All these possibilities make this chair suitable for different spaces.

[Click here to see all the finishes of Lottus Chair](#)

LOTTUS SLEDGE CHAIR

enea

BY Lievore Altherr Molina



Structures

- Ø14x2 mm round cold rolled steel tube
- Polypropylene arms
- Semi-automatic steel robot welding with gas-controlled steel wire input
- UNE-EN 16139-2015

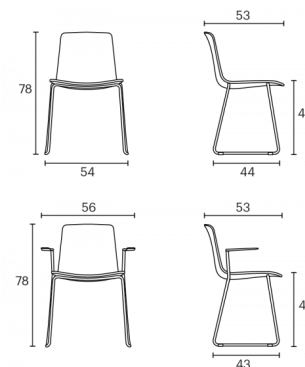
Certificates

UNE-EN 15373:2007
Strict public assessment 3.
UNE-EN 16319:2013. 11012/11013:
1989.

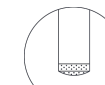
Finishes

- Structure lacquered or chromed (with arms in lacquered steel, polypropylene and polished or lacquered aluminium).
- Shell in polypropylene, 2D wood, 3D wood or upholstery.
- Seat in polypropylene or upholstery.

Measures



Accessories



Felt foot pads



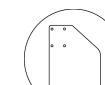
Linking device



Transport and storage trolley



Transport trolley



Writing table

Lottus sledge chair has a steel structure that comes in chrome or lacquer option in any of our colours and has a broad range of finishes available: wooden shell, polypropylene shell with or without polypropylene or upholstered seat pad, or fully upholstered one. Furthermore, it is possible to add wing arms, making it suitable for different spaces and for hanging on the tables for cleaning floors.

[Click here to see all the finishes of Lottus sledge chair](#)